



GRESB Infrastructure Asset Benchmark Report

2023

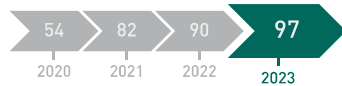
EMPARK APARCAMIENTOS Y SERVICIOS
EMPARK APARCAMIENTOS Y SERVICIOS S.A.

2023 GRESB Infrastructure Asset Benchmark Report

EMPARK APARCAMIENTOS Y SERVICIOS | EMPARK APARCAMIENTOS Y SERVICIOS S.A.

GRESB Rating
★★★★★

Participation & Score



Peer Comparison



Car Park | Maintenance and operation
Out of 7

Nature of Ownership:
Private (non-listed) entity

Sector:
Car Park

Location:
Spain

Rankings



GRESB Score
Out of 681



GRESB Score within Transport: Car Park Companies / Europe / Private



GRESB Score within Transport: Car Park Companies
Out of 9



Management Score
Out of 685



GRESB Score within Transport: Car Park Companies / Europe



Management Score within Transport: Car Park Companies
Out of 9



Performance Score
Out of 683

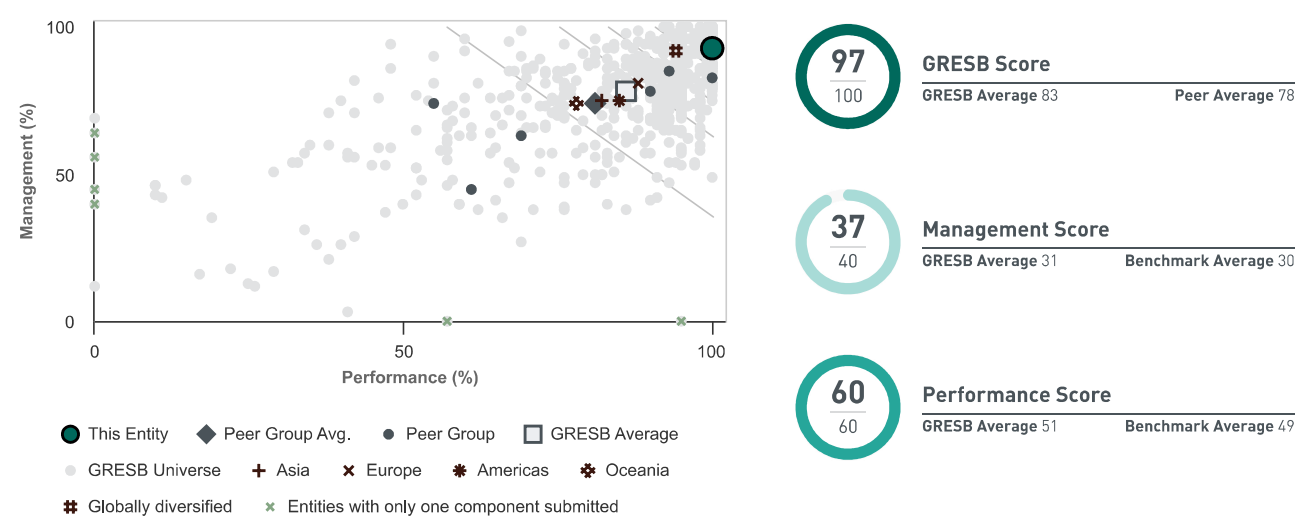


GRESB Score within Private
Out of 530



Performance Score within Transport: Car Park Companies
Out of 9

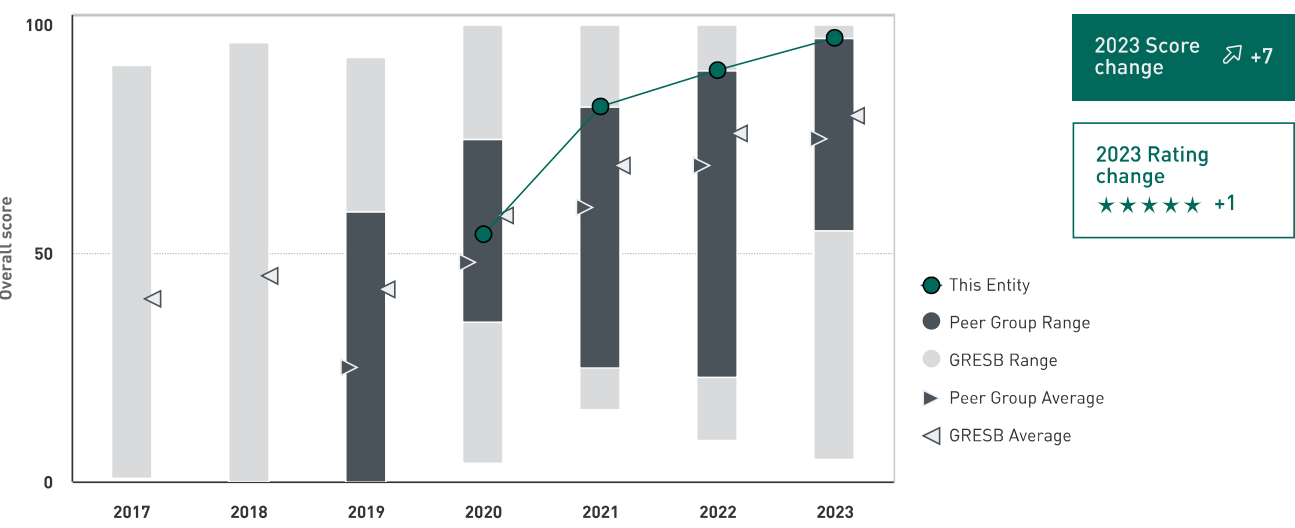
GRESB Model



ESG Breakdown



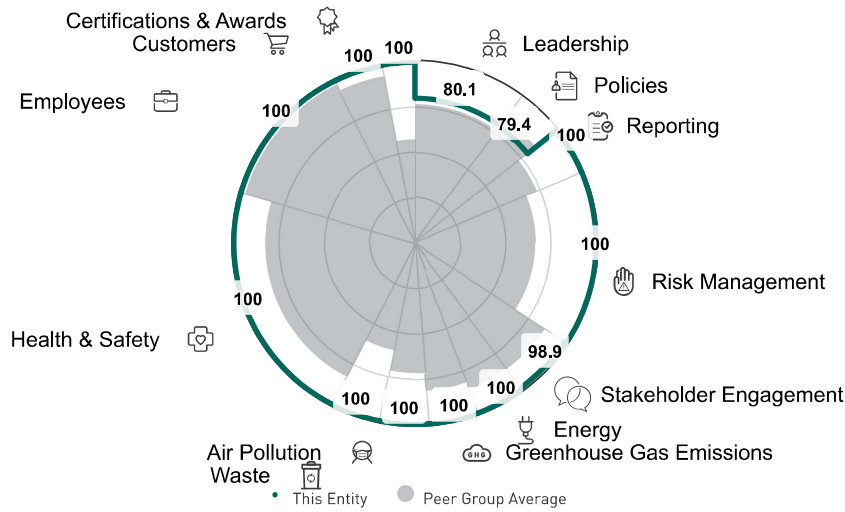
Trend



Peer group allocation


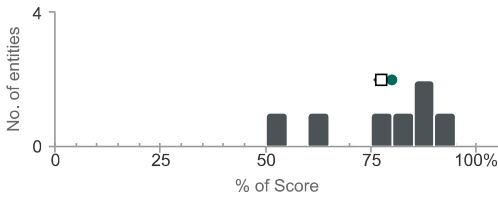

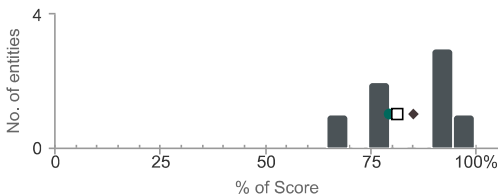

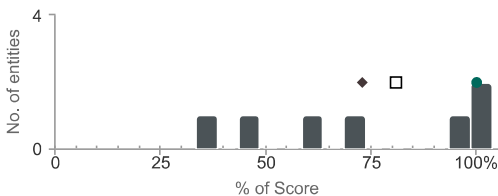

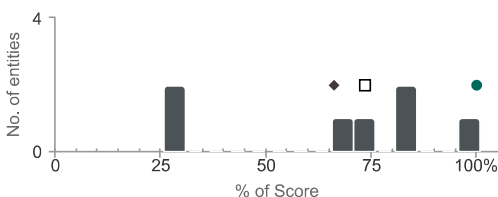

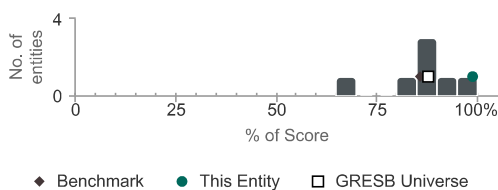
Each asset participant is assigned to a peer group, based on the entity's business activities and geographical location. To ensure participant anonymity, GRESB will only create a peer group if there is a minimum of six participants allocated to the peer group, the participant and five other peers. Peer group assignments do not affect an asset's score, but determine how GRESB puts an Assessment participant's results into context.

Aspect, Strengths & Opportunities






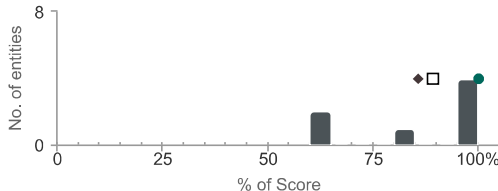

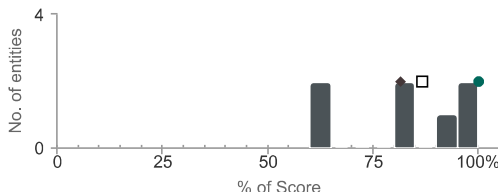

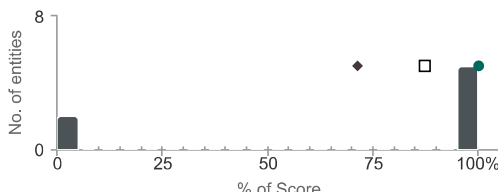

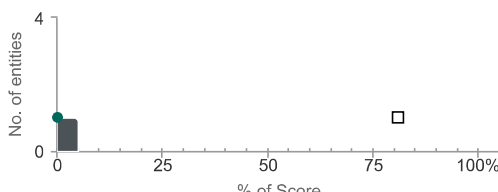

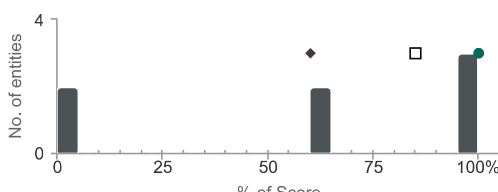

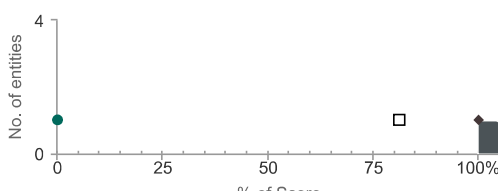

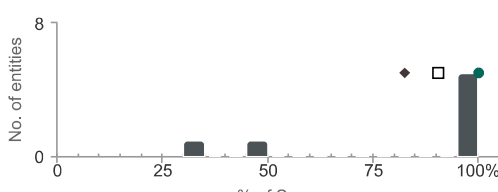
MANAGEMENT COMPONENT

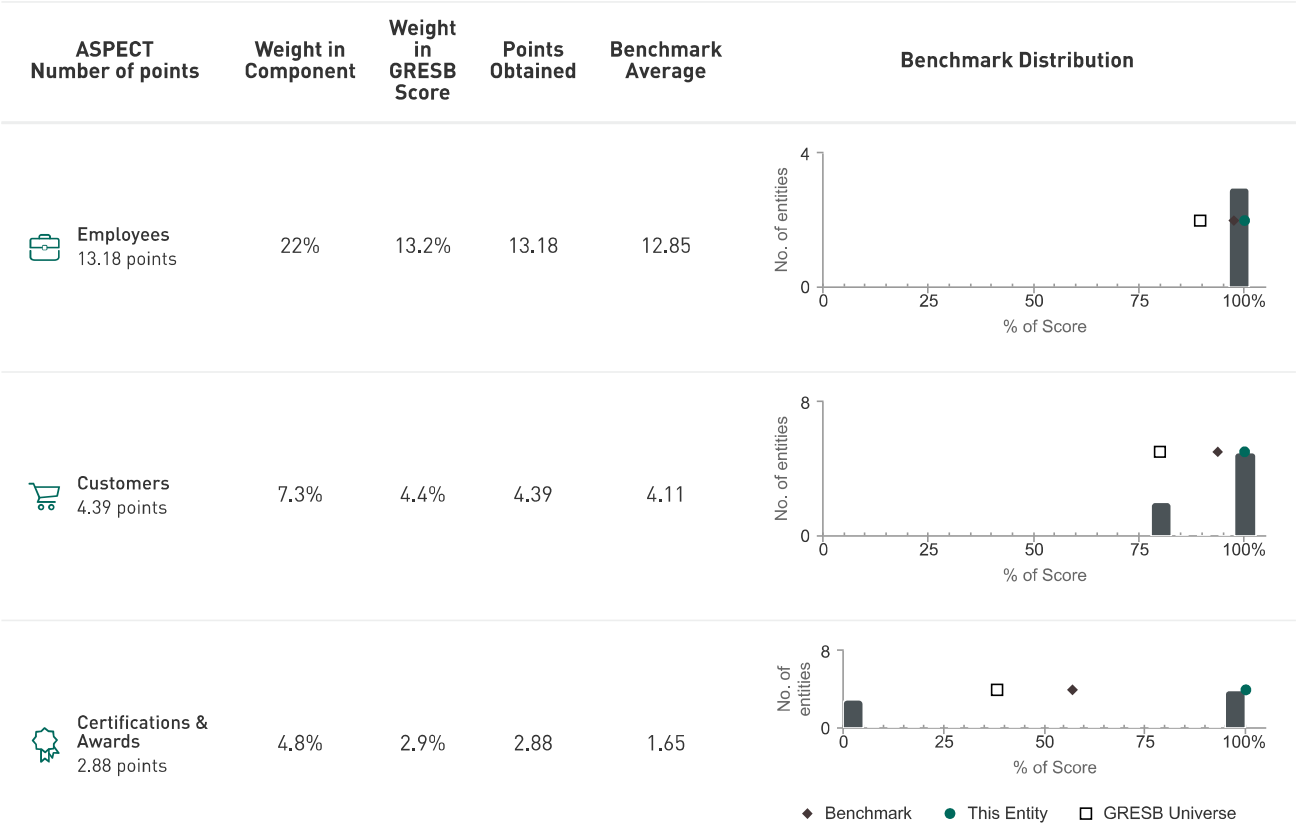
Car Park | Maintenance and operation (7 entities)

ASPECT Number of points	Weight in Component	Weight in GRESB Score	Points Obtained	Benchmark Average	Benchmark Distribution
 Leadership 10 points	25%	10%	8.01	7.67	
 Policies 4.32 points	10.8%	4.3%	3.43	3.67	
 Reporting 4.28 points	10.7%	4.3%	4.28	3.12	
 Risk Management 15.68 points	39.2%	15.7%	15.68	10.39	
 Stakeholder Engagement 5.72 points	14.3%	5.7%	5.66	4.9	

◆ Benchmark ● This Entity □ GRESB Universe

PERFORMANCE COMPONENT

ASPECT		Weight in Component	Weight in GRESB Score	Points Obtained	Benchmark Average	Benchmark Distribution
Number of points						
	Implementation 0 points	0%	0%	Not scored		
	Output & Impact 0 points	0%	0%	Not scored		
	Energy 4.39 points	7.3%	4.4%	4.39	3.76	
	Greenhouse Gas Emissions 4.39 points	7.3%	4.4%	4.39	3.57	
	Air Pollution 4.39 points	7.3%	4.4%	4.39	3.14	
	Water 0 points	0%	0%	0	0	
	Waste 4.39 points	7.3%	4.4%	4.39	2.63	
	Biodiversity & Habitat 0 points	0%	0%	0	0	
	Health & Safety 21.97 points	36.6%	22%	21.97	18.14	



Entity & Peer Group Characteristics

This entity		Peer Group (7 entities)	
Primary Geography:	Spain	Peer Group Geography:	
Sector:	Car Park	Peer Group Sector:	Car Park
Legal Status:	Private (non-listed) entity	Legal Status:	
Total GAV:	\$1.35 Billion	Average GAV:	\$1.06 Billion
Reporting Period:	Calendar year		