



G R E S B  
INFRASTRUCTURE

# GRESB Infrastructure Asset Benchmark Report

2022


**EMPARK APARCAMIENTOS Y SERVICIOS**  
EMPARK APARCAMIENTOS Y SERVICIOS S.A.

# 2022 GRESB Infrastructure Asset Benchmark Report

EMPARK APARCAMIENTOS Y SERVICIOS | EMPARK APARCAMIENTOS Y SERVICIOS S.A.

GRESB Rating  
★★★★☆

## Participation & Score



## Peer Comparison



**Car Park | Maintenance and operation**

Out of 8

### Nature of Ownership:

Private (non-listed) entity

### Sector:

Car Park

### Location:

Spain

## Rankings



### GRESB Score

Out of 649



GRESB Score within Transport: Car Park Companies / Europe / Private



### GRESB Score within Transport: Car Park Companies

Out of 9



### Management Score

Out of 652



GRESB Score within Transport: Car Park Companies / Europe



### Management Score within Transport: Car Park Companies

Out of 9



### Performance Score

Out of 649



### GRESB Score within Private

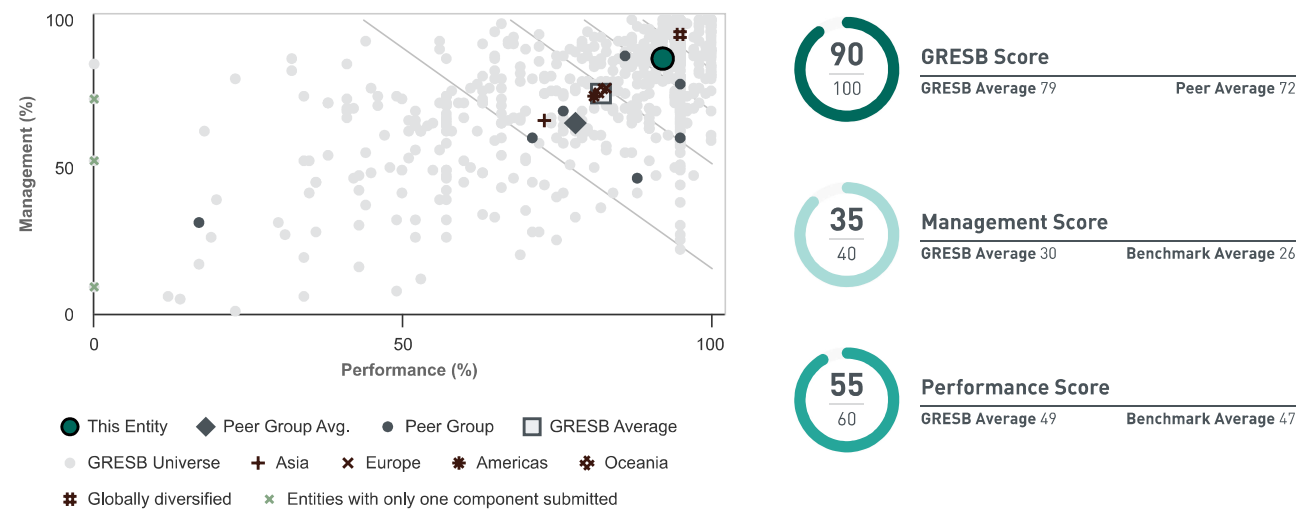
Out of 470



### Performance Score within Transport: Car Park Companies

Out of 9

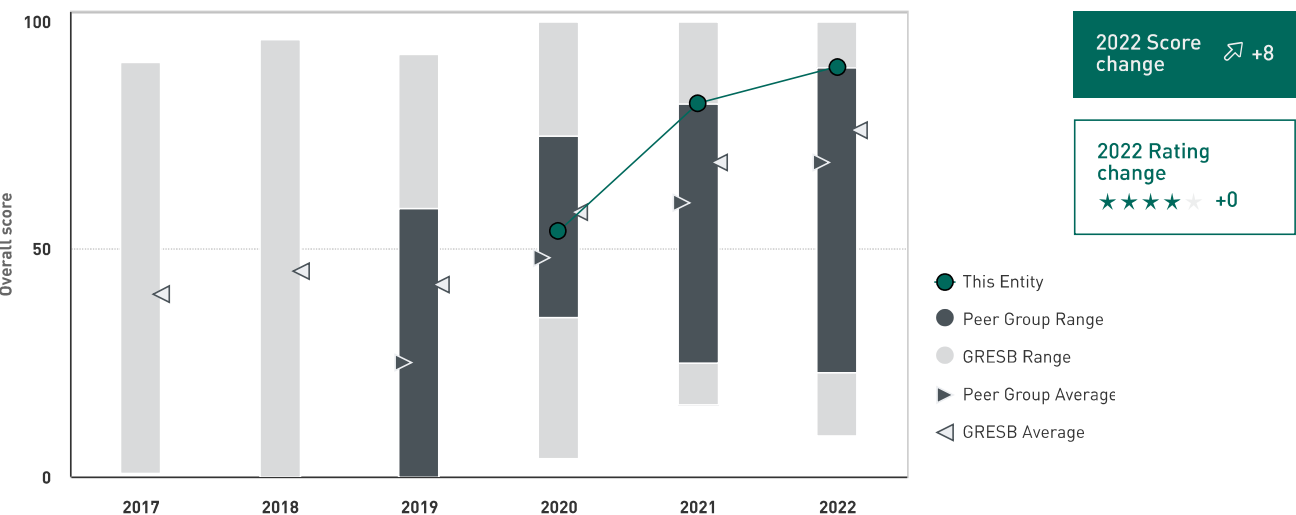
# GRESB Model



# ESG Breakdown



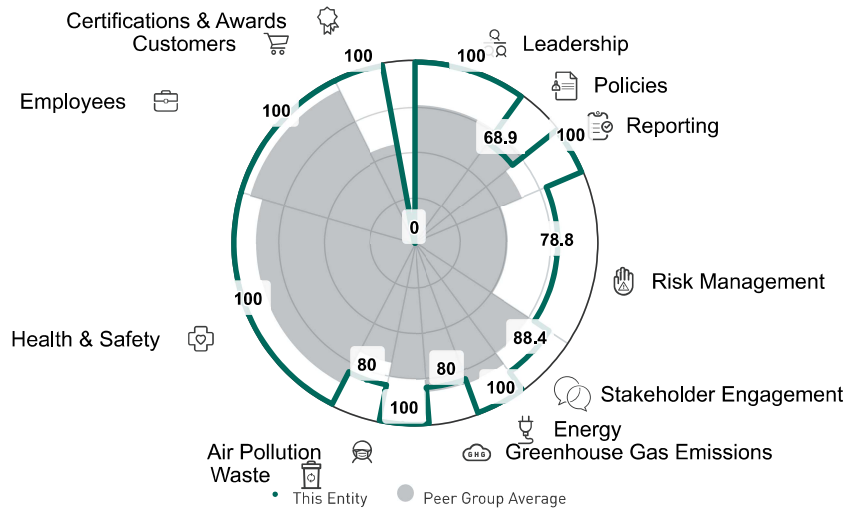
# Trend



## Peer group allocation


Each asset participant is assigned to a peer group, based on the entity's business activities and geographical location. To ensure participant anonymity, GRESB will only create a peer group if there is a minimum of six participants allocated to the peer group, the participant and five other peers. Peer group assignments do not affect an asset's score, but determine how GRESB puts an Assessment participant's results into context.

# Aspect, Strengths & Opportunities






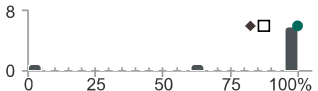
## MANAGEMENT COMPONENT

Car Park | Maintenance and operation [8 entities]

ASPECT Number of points	Weight in Component	Weight in GRESB Score	Points Obtained	Benchmark Average	Benchmark Distribution
 Leadership 10 points	25%	10%	10	7.63	
 Policies 4.32 points	10,8%	4,3%	2,98	3,31	
 Reporting 4.28 points	10.7%	4.3%	4.28	2.73	
 Risk Management 15.68 points	39.2%	15.7%	12.36	7.97	
 Stakeholder Engagement 5.72 points	14.3%	5.7%	5.06	4.28	

## PERFORMANCE COMPONENT

Car Park | Maintenance and operation [8 entities]

ASPECT Number of points	Weight in Component	Weight in GRESB Score	Points Obtained	Benchmark Average	Benchmark Distribution
 Implementation 0 points	0%	0%	Not scored		
 Output & Impact 0 points	0%	0%	Not scored		
 Energy 4.39 points	7.3%	4.4%	4.39	3.62	

ASPECT Number of points	Weight in Component	Weight in GRESB Score	Points Obtained	Benchmark Average	Benchmark Distribution
 Greenhouse Gas Emissions 4.39 points	7.3%	4.4%	3.52	3.62	
 Air Pollution 4.39 points	7.3%	4.4%	4.39	3.29	
 Water 0 points	0%	0%	0	0	
 Waste 4.39 points	7.3%	4.4%	3.52	2.96	
 Biodiversity & Habitat 0 points	0%	0%	0	0	
 Health & Safety 21.97 points	36.6%	22%	21.97	19.22	
 Employees 13.18 points	22%	13.2%	13.18	12.45	
 Customers 4.39 points	7.3%	4.4%	4.39	2.44	
 Certifications & Awards 2.88 points	4.8%	2.9%	0	0	

## Entity & Peer Group Characteristics

This entity		Peer Group (8 entities)	
Primary Geography:	Spain	Peer Group Geography:	
Sector:	Car Park	Peer Group Sector:	Car Park
Legal Status:	Private (non-listed) entity	Legal Status:	
Total GAV:	\$1.39 Billion	Average GAV:	\$1.02 Billion
Reporting Period:	Calendar year		